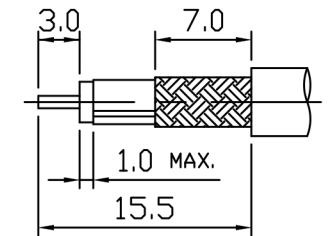
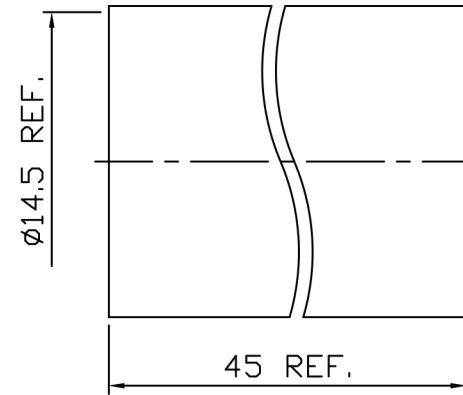
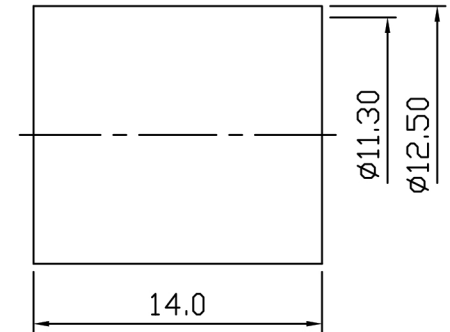
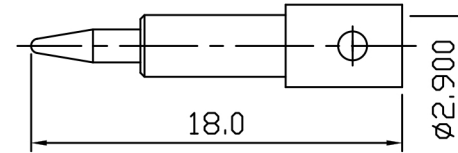
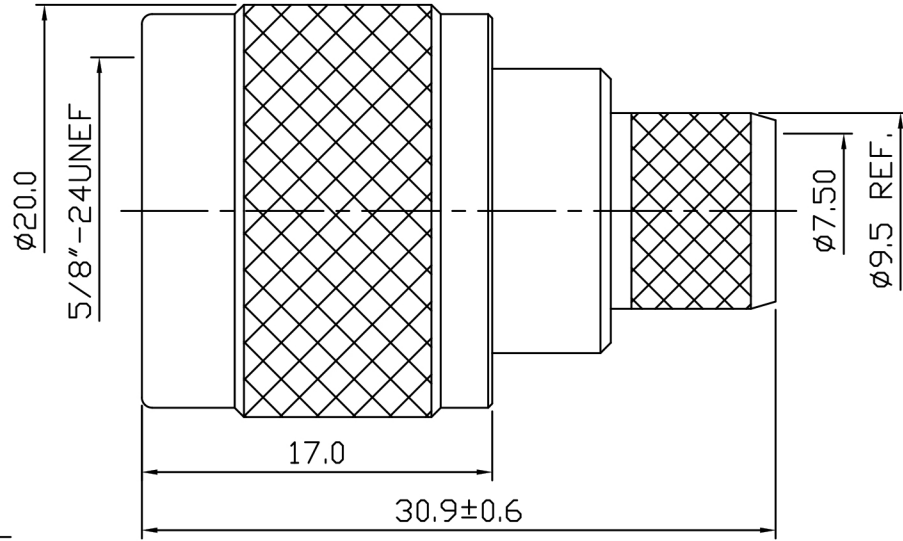


REVISION		
ISS	ZONE	DESCRIPTION
A-1		
A-2		
A-3		



STRIPPING DIMENSION

- NOTE:
- 1.Impedance: 50Ω
 - 2.Frequency Range: DC 0-11 GHz
 - 3.V.S.W.R.: 1.3 MAX. @ 6GHz
 - 4.Voltage Rating: 1500V rms
 - 5.Contact Resistance: Center Contacts: 1.0 mΩ MAX.
Outer Contacts: 1.0 mΩ MAX.
 - 6.Insulation Resistance: 5000 MΩ MIN.
 - 7.Interface in Accordance With: MIL-STD-348A
 - 8.Operating Temperature Range: -65°~165°C
 - 9.ROHS Compliance.

10	HEAT TUBING	PE	NONE	1	H-0012
9	FERRULE	BRASS	NICKEL	1	M-0368
8	CENTER CONTACT	BRASS	GOLD	1	C-0394
7	BARREL	BRASS	NICKEL	1	E-0090
6	BODY	BRASS	NICKEL	1	B-0832
5	INSULATOR	PTFE	NONE	1	T-0490
4	WASHER	BRASS	NONE	1	G-0019
3	CHASSIS	BRASS	NICKEL	1	E-0029
2	GASKET	SILICONE	NONE	1	R-0004
1	SHELL	BRASS	NICKEL	1	A-0009
NO.	DESCRIPTION	MATERIAL	FINISH	Q'TY	DRAWN NO.

TOLERANCES		
DIMENSIONS ARE IN MILLIMETER		
UNLESS OTHERWISE SPECIFIED		
.X	±0.2	
.XX	±0.1	
.XXX	±0.05	
ANGLES	±5°	

TITLE	N-Style Plug for TWS-400 Cable
PART NO.	CON-07-400
DRAWN NO.	11-0153
FILE PATH:	

APPROVED	DATE
CHECKED	DATE
DRAWN	DATE